



LONE WORKER PROTECTION

- Man down
- Periodic check
- No movement alarm
- Emergency call
- Crisis team
- Remote camera/recording




A lone worker is someone who works on their own without close or direct supervision. Establishing a healthy and safe working environment for lone workers can be different from organizing the health and safety of other employees. They should not be put at more risk than other people working for you. It will often be safe to work alone. However, the law requires employers to think about and deal with any health and safety risks before people are exposed to their work environment. TASSTA Lone Worker Protection is an emergency feature set in your employee's pocket.

Whether your lone workers are working in a remote or dangerous location or are just temporarily away from their team, Lone Worker Protection feature by TASSTA keeps you connected to your team.

COMPLIANT WITH THE REQUIREMENTS OF THE DGUV 112-139 STANDARD



■ Man down



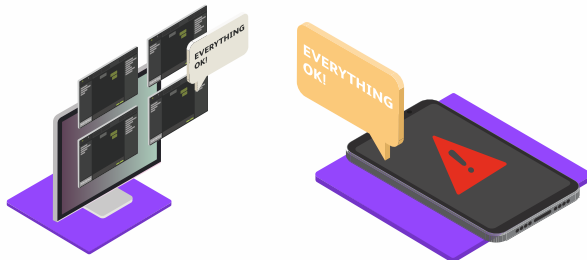
This automatic emergency option uses an accelerometer on the mobile device to detect a fall and sends a text message alert to the emergency contact. The text message provides the user name, group membership and GPS coordinates that indicate the exact location on the TASSTA client's integrated map.

■ No movement alarm



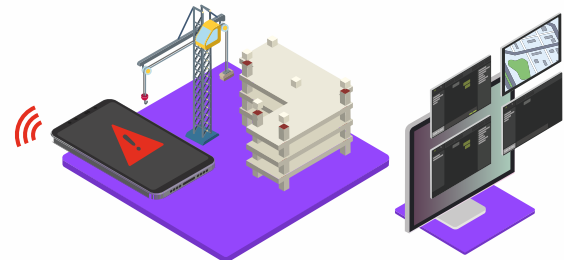
An effective way to make a workers' itineraries safer. While this option is active, GPS location data from the mobile device is used for detecting user movement. If the user remains motionless for a certain period of time, an inactivity timer starts. If there is still no movement, the application sends an emergency alert and automatically initiates an emergency call.

■ Periodic check U



The Periodic Check U feature is a way to make you repeatedly confirm that you are OK. It provides a popup dialog saying "Everything fine?" at regular intervals that are set by the command and control center operator in T.Rodon. If the worker fails to submit the OK status, an emergency call starts and an emergency message is sent.

■ Emergency call



For use in emergency or distress situations. A user initiates this type of call using an icon on the screen or a pre-programmed hardware SOS button on the device. The activation of an emergency immediately sends an acoustic and visual alarm to the dispatcher, alerting them of an emergency situation.

■ Remote camera/ recording



While not strictly a lone worker protection feature, remote access to a user's microphone and camera by the operator is still useful for providing safety. This can be very important in critical environments such as security services or the military where the person can be attacked or works in high-risk conditions.

■ Crisis team



A crisis team can be formed around a lone worker by including other colleagues of that worker. They will receive an emergency call in the event of an accident or emergency situation. The members of the crisis team are defined in T.Commander.